




## CUTTING CORNERS


2-6 Players | Ages 4+ | 8-10 min


Print and Play File


[www.nightingame.com/cutting-corners](http://www.nightingame.com/cutting-corners)


Player tokens (1 colour for each player):































## **QUICK RULES**

### Aim of the Game:

To have the most corners of your colour visible at the end of the game.

### How to Play:

1. Each player chooses 1 colour and takes 20 tokens of that colour.
2. The youngest player starts by placing 1 token on the table.
3. Going clockwise, each player now places 1 token of their colour on the table, such that it covers at least 1 previous token partially. You are not allowed to cover any token fully.
4. The game continues till all 20 tokens of each player are placed.

### Winner Determination:

Count the number of visible corners of each colour (if any part of a coloured triangle is visible, then the corner is considered visible). The player with the most visible corners wins the game.

**Played this game? Don't forget to take photos/videos and tag us in your social media post! Find us on [Instagram](#) (@nightingame) and [Facebook](#) (@nightingame.co)**

**Find more Free DIY Games: [www.nightingame.com](http://www.nightingame.com)**

Reference Photo:

